

2022 MCINTOSH COUNTY ASSESSOR'S OFFICE REPORT TO THE EXCISE BOARD

07/25/2022

City/Village

DISTRICT	DESCRIPTION	PERSONAL PROPERTY	REAL PROPERTY	PUBLIC SERVICE	TOTAL VALUATION	HOMESTEAD EXEMPTIONS	OTHER EXEMPTIONS	NET VALUATION
CHEC CIT	CHECOTAH CITY	2,295,149	14,791,396	1,957,503	19,044,048	587,379	463,596	17,993,073
EUF AU CI	EUFALA CITY	2,310,576	18,827,137	1,110,283	22,247,996	485,542	471,441	21,291,013
T03	VERNON CITY	0	0	0	0	0	0	0
CITY/VILLAGE TOTAL VALUATION		4,605,725	33,618,533	3,067,786	41,292,044	1,072,921	935,037	39,284,086

County

DISTRICT	DESCRIPTION	PERSONAL PROPERTY	REAL PROPERTY	PUBLIC SERVICE	TOTAL VALUATION	HOMESTEAD EXEMPTIONS	OTHER EXEMPTIONS	NET VALUATION
C001	McIntosh County General	16,244,550	131,246,364	15,726,854	163,217,768	4,740,876	3,974,599	154,502,293
COUNTY TOTAL VALUATION		16,244,550	131,246,364	15,726,854	163,217,768	4,740,876	3,974,599	154,502,293

School

DISTRICT	DESCRIPTION	PERSONAL PROPERTY	REAL PROPERTY	PUBLIC SERVICE	TOTAL VALUATION	HOMESTEAD EXEMPTIONS	OTHER EXEMPTIONS	NET VALUATION
D-16 STII	D-16 STIDHAM	301,178	2,231,276	116,680	2,649,134	134,757	51,036	2,463,341
D-3 RVAL	D-3 RVAL	31,217	746,289	162,187	939,693	59,782	26,249	853,662
I-1 EUF	EUFALA	5,742,972	58,000,377	3,065,326	66,808,675	1,778,203	1,811,393	63,219,079
I-19 CHE	CHECOTAH	6,309,396	64,051,673	9,989,239	80,350,308	2,436,615	1,920,529	75,993,164
I-27 MID	I-27 MIDWAY	322,823	3,410,853	445,277	4,178,953	181,729	119,550	3,877,674
I-64 HAN	I-64 HANNA	2,356,471	1,852,869	1,707,887	5,917,227	103,743	39,001	5,774,483
J-2 OKM	J-2 OKMUGEE	5,127	46,075	33,540	84,742	2,000	0	82,742
J-8 OKM	J-8 OKMUGEE	119,689	513,716	19,649	653,054	28,855	4,735	619,464
J-31 OKF	J-31 OKFUSKEE	0	5,686	0	5,686	0	0	5,686
J-56 Gra	J-56 Graham-Dus	1,053,257	231,570	100,337	1,385,164	9,192	0	1,375,972
J-74 MUS	J-74 MUSKOGEE	2,420	155,980	86,732	245,132	6,000	2,106	237,026
SCHOOL TOTAL VALUATION		16,244,550	131,246,364	15,726,854	163,217,768	4,740,876	3,974,599	154,502,293

Vo-Tech

DISTRICT	DESCRIPTION	PERSONAL PROPERTY	REAL PROPERTY	PUBLIC SERVICE	TOTAL VALUATION	HOMESTEAD EXEMPTIONS	OTHER EXEMPTIONS	NET VALUATION
GREEN CO	VoTech GREEN CO	124,816	559,791	53,189	737,796	30,855	4,735	702,206
IND.CAP.	VoTech IND.CAP.	6,634,639	67,618,506	10,521,248	84,774,393	2,624,344	2,042,185	80,107,864

2022 MCINTOSH COUNTY ASSESSOR'S OFFICE REPORT TO THE EXCISE BOARD

07/25/2022

VO-TECH TOTAL VALUATION	6,044,150	60,231,653	3,182,006	69,457,809	1,912,960	1,862,429	65,682,420
KIAMI.#7 VoTech KIAMI.#7	6,044,150	60,231,653	3,182,006	69,457,809	1,912,960	1,862,429	65,682,420
WES.WAT# VoTech WES.WAT#	3,409,728	2,090,125	1,808,224	7,308,077	112,935	39,001	7,156,141
<b>VO-TECH TOTAL VALUATION</b>	<b>16,213,333</b>	<b>130,500,075</b>	<b>15,564,667</b>	<b>162,278,075</b>	<b>4,681,094</b>	<b>3,948,350</b>	<b>153,648,631</b>

I, Trina Williams, Assessor of McIntosh County Oklahoma, do hereby certify that the foregoing is a true and correct statement of valuations for Real Estate Personal Property, Public Service and Homestead Exemptions as certified by the State Board of Equalization and shown by the records in the County Assessor's Office. Subscribed by my name and affixed the seal of the County Assessors office on this day of 07/25/2022.

State of Oklahoma )  
 ) SS  
 McIntosh County )

*Trina Williams*  
 7/25/2022



I, County Clerk of McIntosh County Oklahoma, do hereby certify that the above is a true, correct and complete list of the valuations of McIntosh County Oklahoma as certified by the McIntosh County Assessor's office.

*Deena Jordan*

Trina Williams  
 County Assessor  
 McIntosh County

Seal

Excise Board:

*Jack Trigg*

*Deanna Howard*  
*Tony Ben*

County Clerk  
 McIntosh County


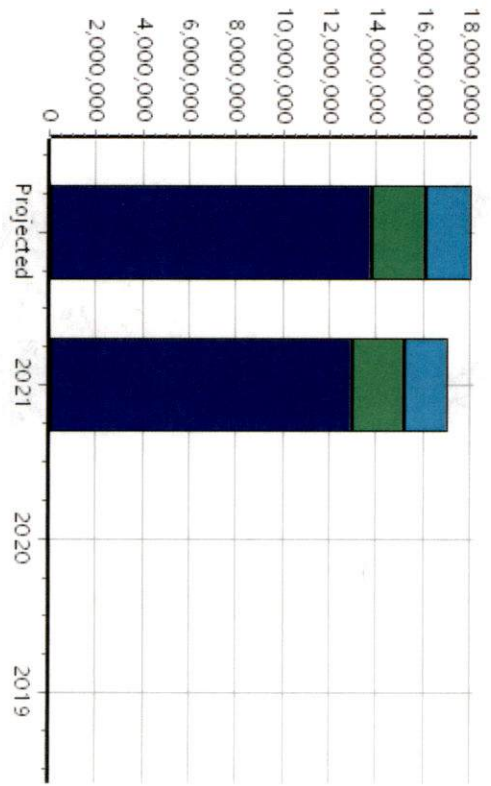
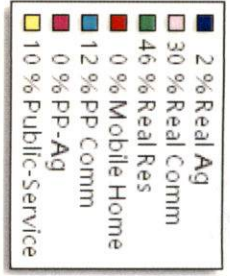
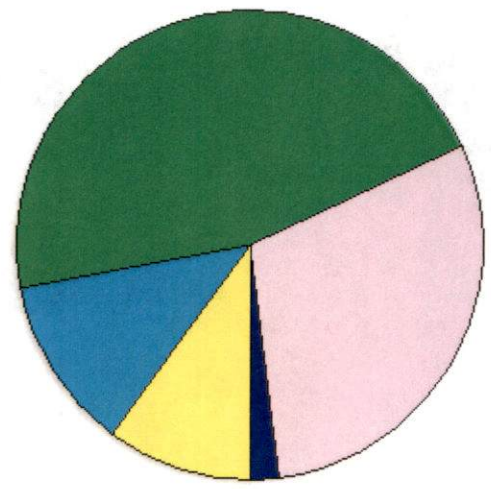
7-28-22  
 Date

Real	Count	Value
Agricultural	60	316,199
Commercial	234	5,847,646
Residential	1,575	8,627,551
<b>Total Real Value</b>	<b>1,869</b>	<b>14,791,396</b>
Homestead	512	587,379
Veteran	39	463,596
Other	0	0
<b>Total Exempt</b>	<b>631</b>	<b>1,050,975</b>
<b>TIF Increment Value</b>		
<b>Net Assessed</b>		<b>13,740,421</b>
<b>Net Assessed Under Protest</b>		
Senior Freeze	140	467,645
Capped Parcels	1,229	4,191,924

Personal	Count	Value
Agricultural	10	16,035
Commercial	243	2,243,285
Mobile Home	30	35,829
<b>Total Personal</b>	<b>283</b>	<b>2,295,149</b>
<b>Total Exempt</b>	<b>0</b>	<b>0</b>
<b>TIF Increment Value</b>		
<b>Net Assessed</b>		<b>2,295,149</b>
<b>Net Assessed Under Protest</b>		
<b>Public Service</b>	<b>Count</b>	<b>Value</b>
Total PS Value	16	1,957,503
<b>TIF Increment Value</b>		
<b>Net Assessed</b>		<b>1,957,503</b>

District Totals	
Total Gross Value	19,044,048
Homestead Loss	587,379
Other Exemption Loss	463,596
<b>TIF Increment Value</b>	
<b>Retained TIF Value</b>	
<b>Net Assessed Value</b>	<b>17,993,073</b>
<b>Net Assessed Under Protest</b>	

\* Public Service Protest Values are not included on this report



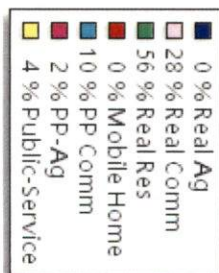
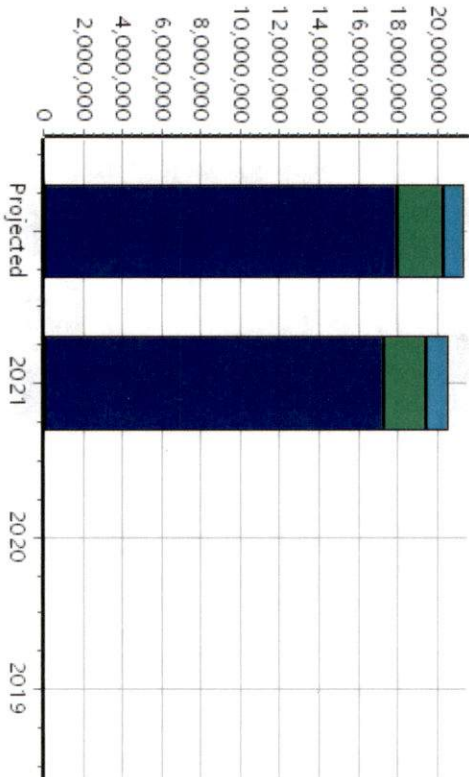
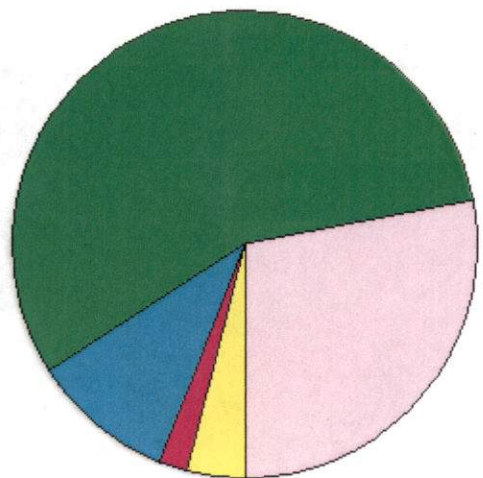
Real	Count	Value
Agricultural	32	83,490
Commercial	304	6,443,067
Residential	2,217	12,300,580
<b>Total Real Value</b>	<b>2,553</b>	<b>18,827,137</b>
Homestead	437	485,542
Veteran	39	471,441
Other	0	0
<b>Total Exempt</b>	<b>528</b>	<b>956,983</b>
<b>TIF Increment Value</b>		
<b>Net Assessed</b>		<b>17,870,154</b>
<b>Net Assessed Under Protest</b>		
Senior Freeze	119	484,936
Capped Parcels	1,452	6,243,029

Personal	Count	Value
Agricultural	45	272,357
Commercial	255	2,016,465
Mobile Home	17	21,754
<b>Total Personal</b>	<b>317</b>	<b>2,310,576</b>
<b>Total Exempt</b>	<b>0</b>	<b>0</b>
<b>TIF Increment Value</b>		
<b>Net Assessed</b>		<b>2,310,576</b>
<b>Net Assessed Under Protest</b>		
<b>Public Service</b>	<b>Count</b>	<b>Value</b>
Total PS Value	16	1,110,283
<b>TIF Increment Value</b>		
<b>Net Assessed</b>		<b>1,110,283</b>

District Totals	
Total Gross Value	22,247,996
Homestead Loss	485,542
Other Exemption Loss	471,441
<b>TIF Increment Value</b>	
<b>Retained TIF Value</b>	
<b>Net Assessed Value</b>	<b>21,291,013</b>

Net Assessed Under Protest

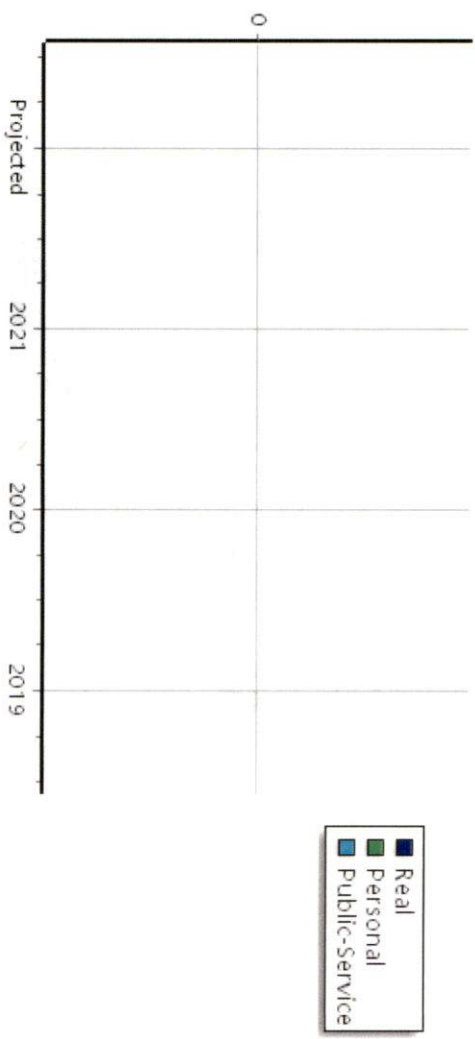
\* Public Service Protest Values are not included on this report.



Real	Count	Value
Agricultural	0	0
Commercial	0	0
Residential	0	0
<b>Total Real Value</b>	<b>0</b>	<b>0</b>
Homestead	0	0
Veteran	0	0
Other	0	0
<b>Total Exempt</b>	<b>0</b>	<b>0</b>
<b>TIF Increment Value</b>		
<b>Net Assessed</b>		<b>0</b>
<b>Net Assessed Under Protest</b>		
Senior Freeze	0	0
Capped Parcels	0	0

Personal	Count	Value
Agricultural	0	0
Commercial	0	0
Mobile Home	0	0
<b>Total Personal</b>	<b>0</b>	<b>0</b>
<b>Total Exempt</b>	<b>0</b>	<b>0</b>
<b>TIF Increment Value</b>		
<b>Net Assessed</b>		<b>0</b>
<b>Net Assessed Under Protest</b>		
<b>Public Service</b>	<b>Count</b>	<b>Value</b>
Total PS Value	0	0
<b>TIF Increment Value</b>		
<b>Net Assessed</b>		<b>0</b>

District Totals	
Total Gross Value	0
Homestead Loss	0
Other Exemption Loss	0
<b>TIF Increment Value</b>	
<b>Retained TIF Value</b>	
<b>Net Assessed Value</b>	<b>0</b>
<b>Net Assessed Under Protest</b>	



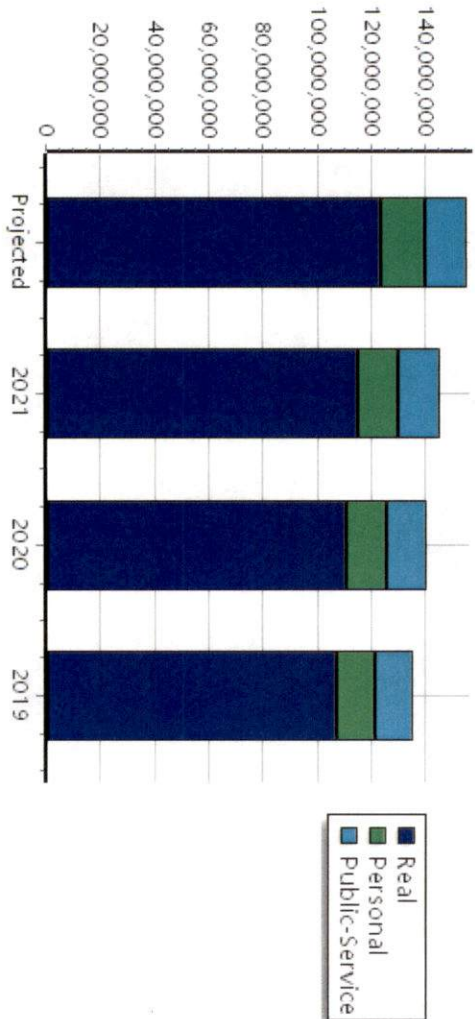
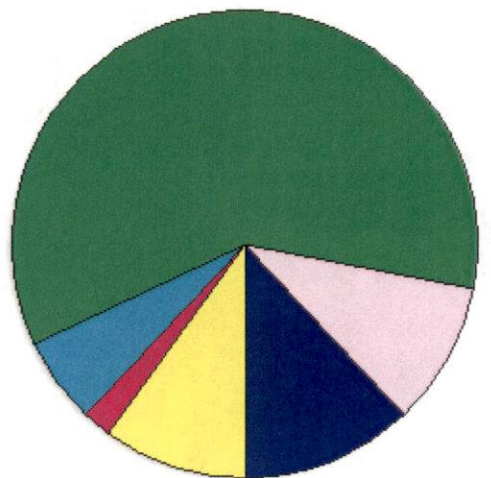
\* Public Service Protests Values are not included on this report

Real	Count	Value
Agricultural	4,747	18,762,030
Commercial	740	15,800,560
Residential	21,200	96,683,774
<b>Total Real Value</b>	<b>26,687</b>	<b>131,246,364</b>
Homestead	4,351	4,740,876
Veteran	342	3,974,599
Other	0	0
<b>Total Exempt</b>	<b>5,133</b>	<b>8,715,475</b>
<b>TIF Increment Value</b>		
<b>Net Assessed</b>		<b>122,530,889</b>
<b>Net Assessed Under Protest</b>		
Senior Freeze	1,001	3,331,052
Capped Parcels	10,912	29,992,892

Personal	Count	Value
Agricultural	2,278	3,915,470
Commercial	793	10,862,335
Mobile Home	696	1,480,091
<b>Total Personal</b>	<b>3,767</b>	<b>16,257,896</b>
<b>Total Exempt</b>	<b>9</b>	<b>13,346</b>
<b>TIF Increment Value</b>		
<b>Net Assessed</b>		<b>16,244,550</b>
<b>Net Assessed Under Protest</b>		
<b>Public Service</b>	<b>Count</b>	<b>Value</b>
Total PS Value	126	15,726,854
<b>TIF Increment Value</b>		
<b>Net Assessed</b>		<b>15,726,854</b>

District Totals	Count	Value
Total Gross Value		163,231,114
Homestead Loss		4,740,876
Other Exemption Loss		3,987,945
<b>TIF Increment Value</b>		
<b>Retained TIF Value</b>		
<b>Net Assessed Value</b>		<b>154,502,293</b>

Net Assessed Under Protest  
 \*\* Public Service Protests Values are not included on this report.

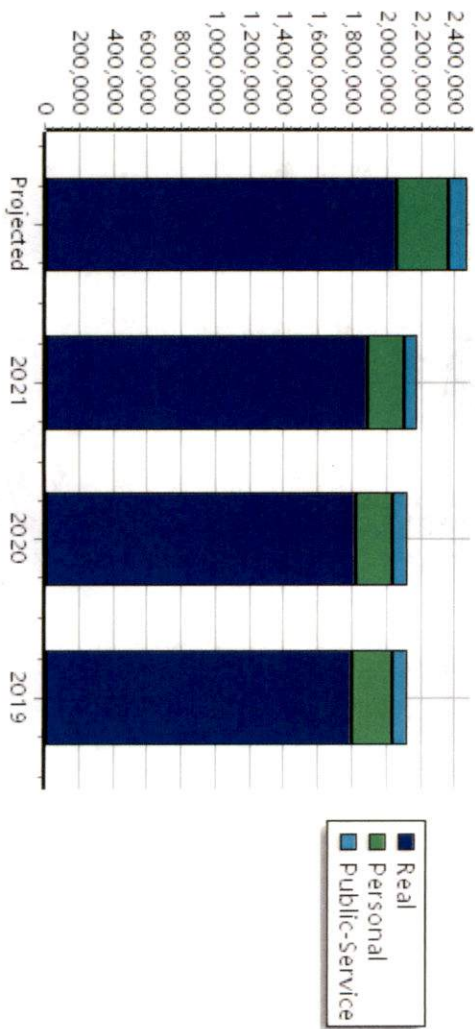
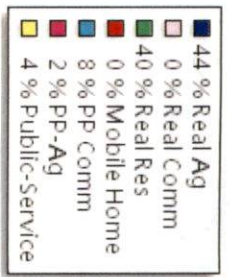
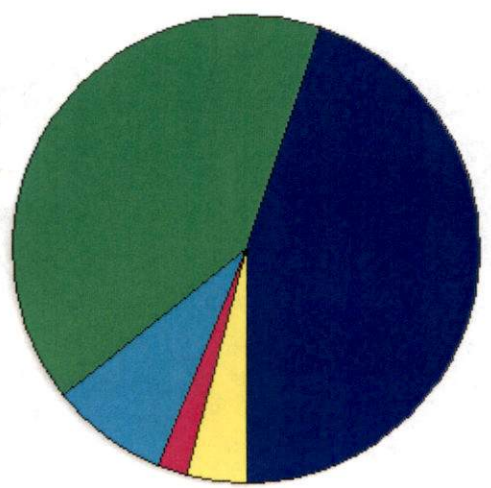


Real	Count	Value
Agricultural	454	1,163,626
Commercial	2	6,915
Residential	436	1,060,735
<b>Total Real Value</b>	<b>892</b>	<b>2,231,276</b>
Homestead	122	134,757
Veteran	4	51,036
Other	0	0
<b>Total Exempt</b>	<b>142</b>	<b>185,793</b>
<b>TIF Increment Value</b>		
<b>Net Assessed</b>		<b>2,045,483</b>
<b>Net Assessed Under Protest</b>		
Senior Freeze	32	101,301
Capped Parcels	208	730,084

Personal	Count	Value
Agricultural	55	53,435
Commercial	13	223,688
Mobile Home	17	26,055
<b>Total Personal</b>	<b>85</b>	<b>303,178</b>
<b>Total Exempt</b>	<b>1</b>	<b>2,000</b>
<b>TIF Increment Value</b>		
<b>Net Assessed</b>		<b>301,178</b>
<b>Net Assessed Under Protest</b>		
<b>Public Service</b>	<b>Count</b>	<b>Value</b>
Total PS Value	7	116,680
<b>TIF Increment Value</b>		
<b>Net Assessed</b>		<b>116,680</b>

District Totals	Count	Value
Total Gross Value		2,651,134
Homestead Loss		134,757
Other Exemption Loss		53,036
<b>TIF Increment Value</b>		
<b>Retained TIF Value</b>		
<b>Net Assessed Value</b>		<b>2,463,341</b>

Net Assessed Under Protest  
 \* Public Service Protest Values are not included on this report.



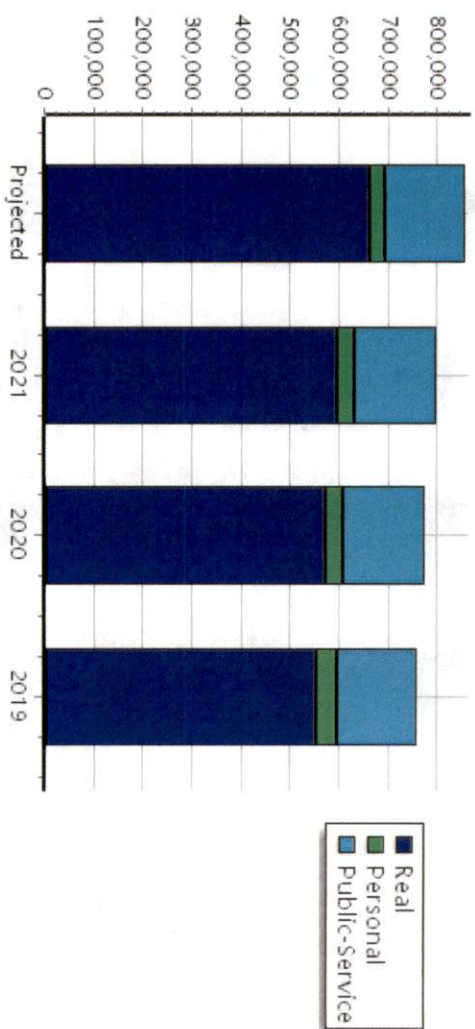
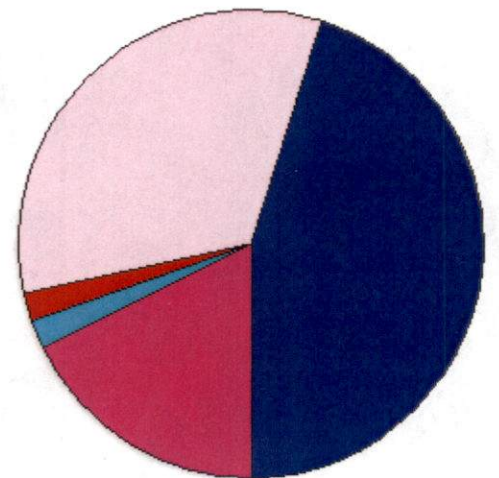
Real	Count	Value
Agricultural	153	430,444
Commercial	0	0
Residential	80	315,845
<b>Total Real Value</b>	<b>233</b>	<b>746,289</b>
Homestead	54	59,782
Veteran	3	26,249
Other	0	0
<b>Total Exempt</b>	<b>63</b>	<b>86,031</b>
<b>TIF Increment Value</b>		
<b>Net Assessed</b>		<b>660,258</b>
<b>Net Assessed Under Protest</b>		
Senior Freeze	11	36,688
Capped Parcels	94	203,163

Personal	Count	Value
Agricultural	19	13,100
Commercial	3	15,985
Mobile Home	2	2,132
<b>Total Personal</b>	<b>24</b>	<b>31,217</b>
<b>Total Exempt</b>	<b>0</b>	<b>0</b>
<b>TIF Increment Value</b>		
<b>Net Assessed</b>		<b>31,217</b>
<b>Net Assessed Under Protest</b>		
<b>Public Service</b>	<b>Count</b>	<b>Value</b>
Total PS Value	8	162,187
<b>TIF Increment Value</b>		
<b>Net Assessed</b>		<b>162,187</b>

District Totals	Count	Value
Total Gross Value		939,693
Homestead Loss		59,782
Other Exemption Loss		26,249
<b>TIF Increment Value</b>		
<b>Retained TIF Value</b>		
<b>Net Assessed Value</b>		<b>853,662</b>

**Net Assessed Under Protest**

\* Public Service Protest Values are not included on this report.





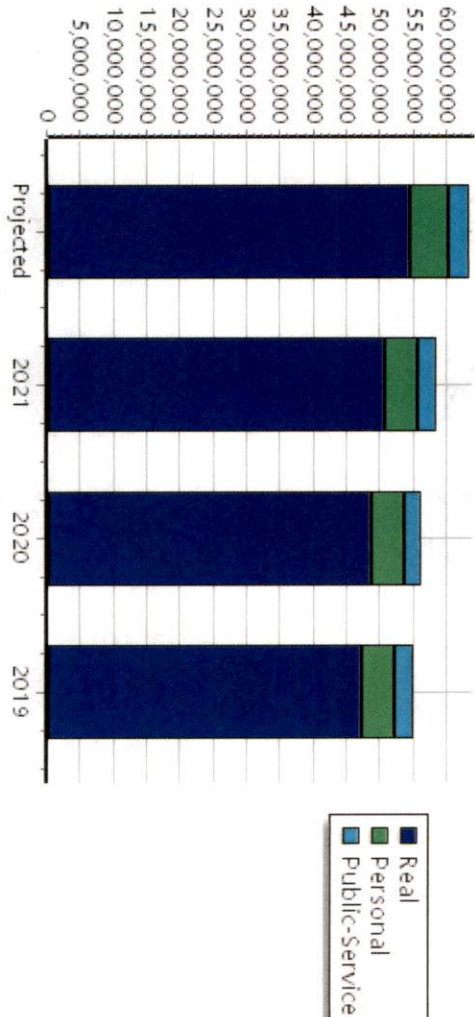
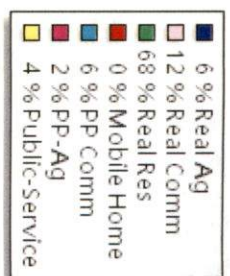

Real	Count	Value
Agricultural	882	4,181,760
Commercial	410	8,290,153
Residential	9,079	45,528,464
<b>Total Real Value</b>	<b>10,371</b>	<b>58,000,377</b>
Homestead	1,640	1,778,203
Veteran	150	1,811,393
Other	0	0
<b>Total Exempt</b>	<b>1,950</b>	<b>3,589,596</b>
<b>TIF Increment Value</b>		
<b>Net Assessed</b>		<b>54,410,781</b>
<b>Net Assessed Under Protest</b>		
Senior Freeze	382	1,346,329
Capped Parcels	4,205	13,177,103

Personal	Count	Value
Agricultural	858	1,565,736
Commercial	355	3,734,134
Mobile Home	223	446,892
<b>Total Personal</b>	<b>1,436</b>	<b>5,746,762</b>
<b>Total Exempt</b>	<b>4</b>	<b>3,790</b>
<b>TIF Increment Value</b>		
<b>Net Assessed</b>		<b>5,742,972</b>
<b>Net Assessed Under Protest</b>		
<b>Public Service</b>		
<b>Total PS Value</b>	<b>32</b>	<b>3,065,326</b>
<b>TIF Increment Value</b>		
<b>Net Assessed</b>		<b>3,065,326</b>

District Totals	Count	Value
Total Gross Value		66,812,465
Homestead Loss		1,778,203
Other Exemption Loss		1,815,183
<b>TIF Increment Value</b>		
<b>Retained TIF Value</b>		
<b>Net Assessed Value</b>		<b>63,219,079</b>

Net Assessed Under Protest

\* Public Service Protests Values are not included on this report.

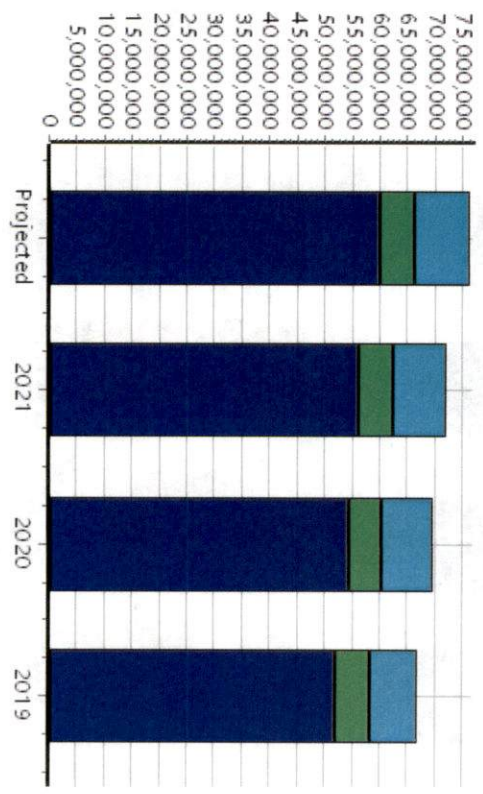
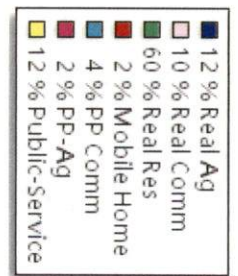



Real	Count	Value
Agricultural	1,973	9,063,723
Commercial	309	7,478,209
Residential	10,502	47,509,741
<b>Total Real Value</b>	<b>12,784</b>	<b>64,051,673</b>
Homestead	2,221	2,436,615
Veteran	163	1,920,529
Other	0	0
<b>Total Exempt</b>	<b>2,619</b>	<b>4,357,144</b>
<b>TIF Increment Value</b>		
<b>Net Assessed</b>		<b>59,694,529</b>
<b>Net Assessed Under Protest</b>		
Senior Freeze	518	1,697,822
Capped Parcels	5,707	14,528,754

Personal	Count	Value
Agricultural	1,203	2,114,814
Commercial	362	3,351,740
Mobile Home	404	850,398
<b>Total Personal</b>	<b>1,969</b>	<b>6,316,952</b>
<b>Total Exempt</b>	<b>4</b>	<b>7,556</b>
<b>TIF Increment Value</b>		
<b>Net Assessed</b>		<b>6,309,396</b>
<b>Net Assessed Under Protest</b>		
<b>Public Service</b>		
<b>Total PS Value</b>	<b>40</b>	<b>9,989,239</b>
<b>TIF Increment Value</b>		
<b>Net Assessed</b>		<b>9,989,239</b>

District Totals	Count	Value
Total Gross Value		80,357,864
Homestead Loss		2,436,615
Other Exemption Loss		1,928,085
<b>TIF Increment Value</b>		
<b>Retained TIF Value</b>		
<b>Net Assessed Value</b>		<b>75,993,164</b>
<b>Net Assessed Under Protest</b>		

\* Public Service Protests Values are not included on this report.

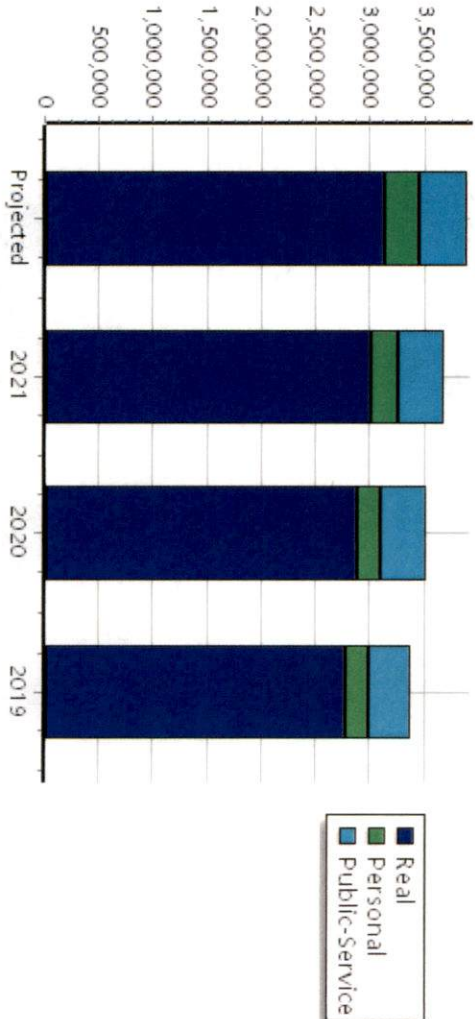
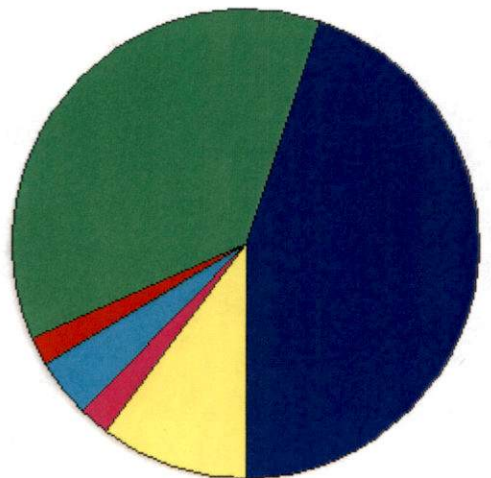


Real	Count	Value
Agricultural	325	1,851,589
Commercial	4	15,133
Residential	372	1,544,131
<b>Total Real Value</b>	<b>701</b>	<b>3,410,853</b>
Homestead	174	181,729
Veteran	13	119,550
Other	0	0
<b>Total Exempt</b>	<b>198</b>	<b>301,279</b>
<b>TIF Increment Value</b>		
<b>Net Assessed</b>		<b>3,109,574</b>
<b>Net Assessed Under Protest</b>		
Senior Freeze	33	116,632
Capped Parcels	232	676,308

Personal	Count	Value
Agricultural	58	61,372
Commercial	17	188,276
Mobile Home	21	73,175
<b>Total Personal</b>	<b>96</b>	<b>322,823</b>
<b>Total Exempt</b>	<b>0</b>	<b>0</b>
<b>TIF Increment Value</b>		
<b>Net Assessed</b>		<b>322,823</b>
<b>Net Assessed Under Protest</b>		
<b>Public Service</b>		
<b>Total PS Value</b>	<b>10</b>	<b>445,277</b>
<b>TIF Increment Value</b>		
<b>Net Assessed</b>		<b>445,277</b>

District Totals	Count	Value
Total Gross Value		4,178,953
Homestead Loss		181,729
Other Exemption Loss		119,550
<b>TIF Increment Value</b>		
<b>Retained TIF Value</b>		
<b>Net Assessed Value</b>		<b>3,877,674</b>

**Net Assessed Under Protest**  
 \* Public Service Proteests Values are not included on this report

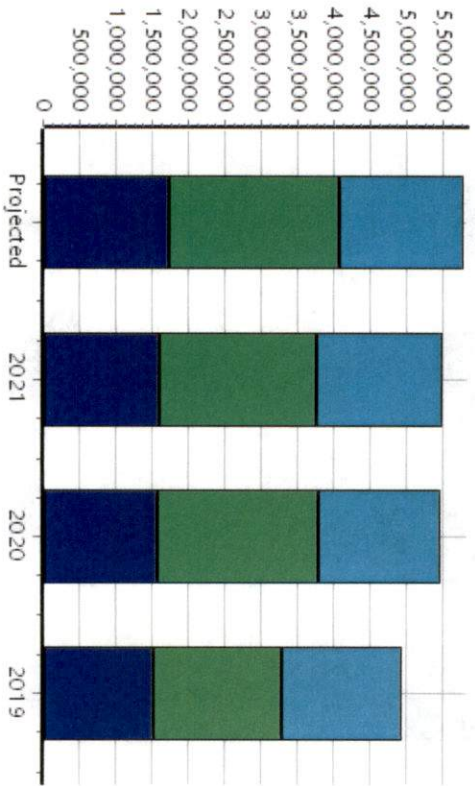
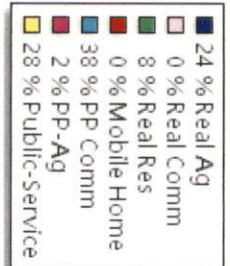
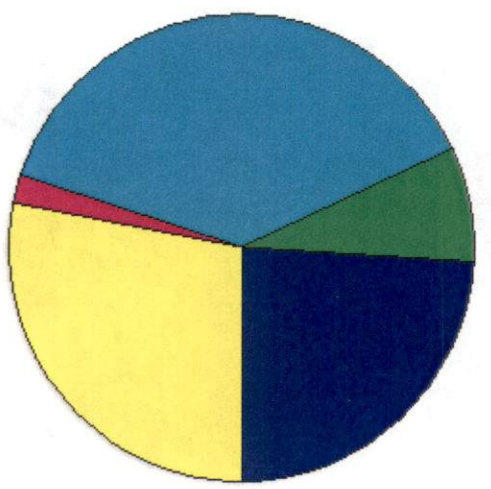


Real	Count	Value
Agricultural	640	1,420,037
Commercial	14	5,373
Residential	630	427,459
<b>Total Real Value</b>	<b>1,284</b>	<b>1,852,869</b>
Homestead	96	103,743
Veteran	7	39,001
Other	0	0
<b>Total Exempt</b>	<b>112</b>	<b>142,744</b>
<b>TIF Increment Value</b>		
<b>Net Assessed</b>		<b>1,710,125</b>
<b>Net Assessed Under Protest</b>		
Senior Freeze	19	25,866
Capped Parcels	344	366,859

Personal	Count	Value
Agricultural	60	72,929
Commercial	32	2,235,843
Mobile Home	21	47,699
<b>Total Personal</b>	<b>113</b>	<b>2,356,471</b>
<b>Total Exempt</b>	<b>0</b>	<b>0</b>
<b>TIF Increment Value</b>		
<b>Net Assessed</b>		<b>2,356,471</b>
<b>Net Assessed Under Protest</b>		
<b>Public Service</b>		
<b>Total PS Value</b>	<b>13</b>	<b>1,707,887</b>
<b>TIF Increment Value</b>		
<b>Net Assessed</b>		<b>1,707,887</b>

District Totals	Count	Value
Total Gross Value		5,917,227
Homestead Loss		103,743
Other Exemption Loss		39,001
<b>TIF Increment Value</b>		
<b>Retained TIF Value</b>		
<b>Net Assessed Value</b>		<b>5,774,483</b>
<b>Net Assessed Under Protest</b>		

\* Public Service Proteests Values are not included on this report.



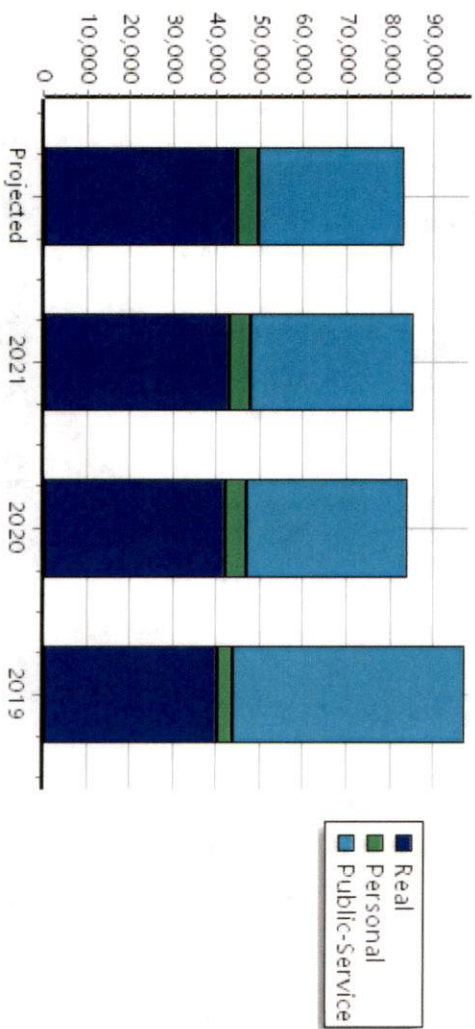
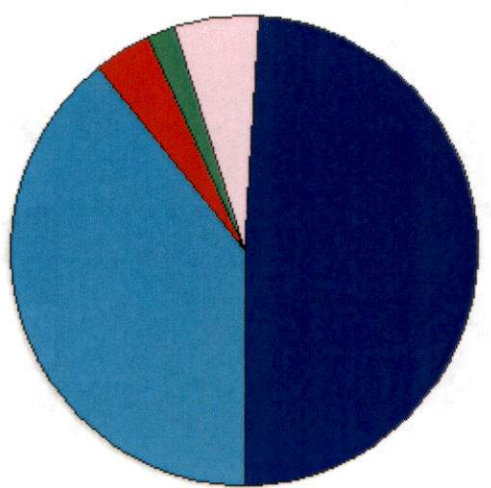
Real	Count	Value
Agricultural	26	41,785
Commercial	0	0
Residential	4	4,290
<b>Total Real Value</b>	<b>30</b>	<b>46,075</b>
Homestead	2	2,000
Veteran	0	0
Other	0	0
<b>Total Exempt</b>	<b>2</b>	<b>2,000</b>
<b>TIF Increment Value</b>		
<b>Net Assessed</b>		<b>44,075</b>
<b>Net Assessed Under Protest</b>		
Senior Freeze	0	0
Capped Parcels	9	3,641

Personal	Count	Value
Agricultural	4	3,416
Commercial	0	0
Mobile Home	1	1,711
<b>Total Personal</b>	<b>5</b>	<b>5,127</b>
<b>Total Exempt</b>	<b>0</b>	<b>0</b>
<b>TIF Increment Value</b>		
<b>Net Assessed</b>		<b>5,127</b>
<b>Net Assessed Under Protest</b>		
<b>Public Service</b>		
<b>Total PS Value</b>	<b>3</b>	<b>33,540</b>
<b>TIF Increment Value</b>		
<b>Net Assessed</b>		<b>33,540</b>

District Totals	Count	Value
Total Gross Value		84,742
Homestead Loss		2,000
Other Exemption Loss		0
<b>TIF Increment Value</b>		
<b>Retained TIF Value</b>		
<b>Net Assessed Value</b>		<b>82,742</b>

Net Assessed Under Protest

\* Public Service Protests Values are not included on this report.



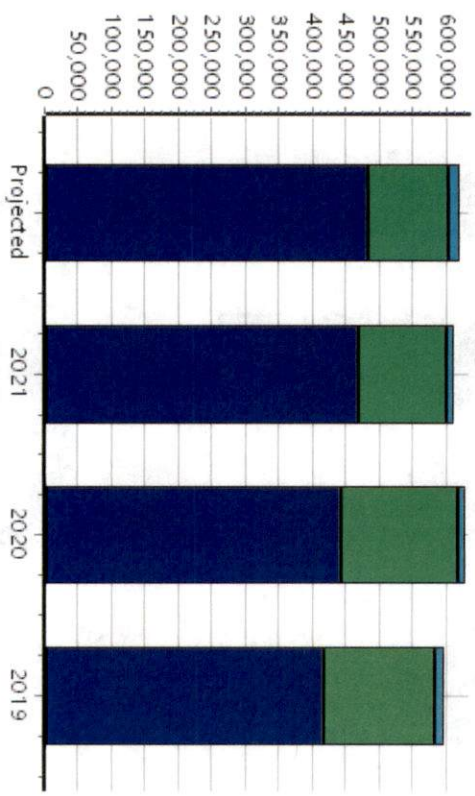
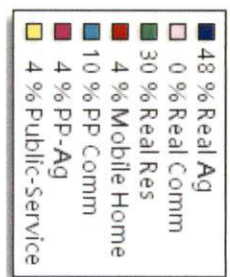
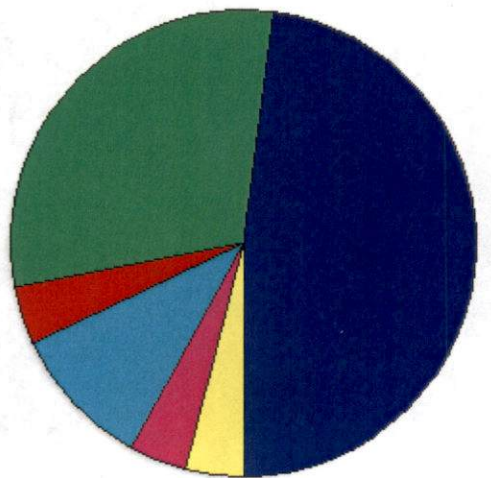
Real	Count	Value
Agricultural	117	307,492
Commercial	1	4,777
Residential	50	201,447
<b>Total Real Value</b>	<b>168</b>	<b>513,716</b>
Homestead	27	28,855
Veteran	1	4,735
Other	0	0
<b>Total Exempt</b>	<b>30</b>	<b>33,590</b>
<b>TIF Increment Value</b>		
<b>Net Assessed</b>		<b>480,126</b>
<b>Net Assessed Under Protest</b>		
Senior Freeze	4	6,306
Capped Parcels	69	234,364

Personal	Count	Value
Agricultural	18	26,798
Commercial	4	70,039
Mobile Home	6	22,852
<b>Total Personal</b>	<b>28</b>	<b>119,689</b>
<b>Total Exempt</b>	<b>0</b>	<b>0</b>
<b>TIF Increment Value</b>		
<b>Net Assessed</b>		<b>119,689</b>
<b>Net Assessed Under Protest</b>		
<b>Public Service</b>	<b>Count</b>	<b>Value</b>
Total PS Value	4	19,649
<b>TIF Increment Value</b>		
<b>Net Assessed</b>		<b>19,649</b>


District Totals	
Total Gross Value	653,054
Homestead Loss	28,855
Other Exemption Loss	4,735
<b>TIF Increment Value</b>	
<b>Retained TIF Value</b>	
<b>Net Assessed Value</b>	<b>619,464</b>

Net Assessed Under Protest

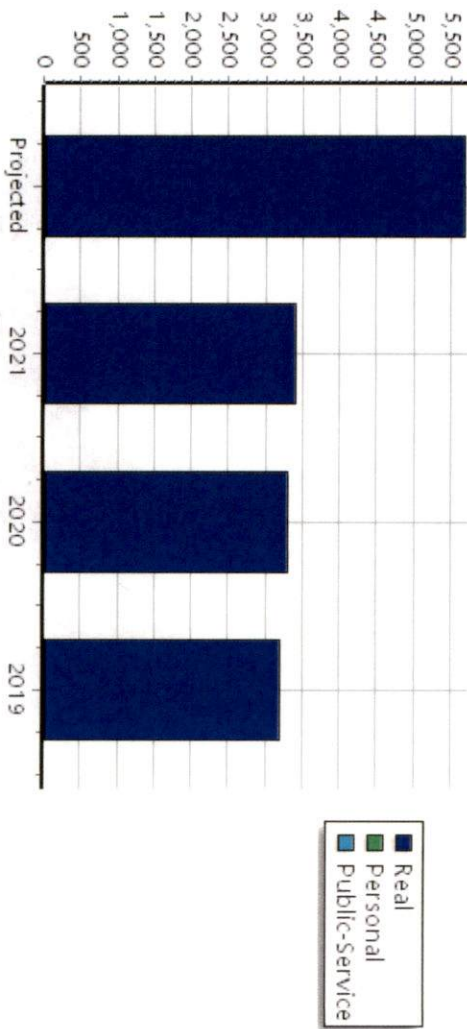
\* \* Public Service Protests Values are not included on this report.



Real	Count	Value
Agricultural	2	5,686
Commercial	0	0
Residential	0	0
<b>Total Real Value</b>	<b>2</b>	<b>5,686</b>
Homestead	0	0
Veteran	0	0
Other	0	0
<b>Total Exempt</b>	<b>0</b>	<b>0</b>
<b>TIF Increment Value</b>		
<b>Net Assessed</b>		<b>5,686</b>
<b>Net Assessed Under Protest</b>		
Senior Freeze	0	0
Capped Parcels	1	256




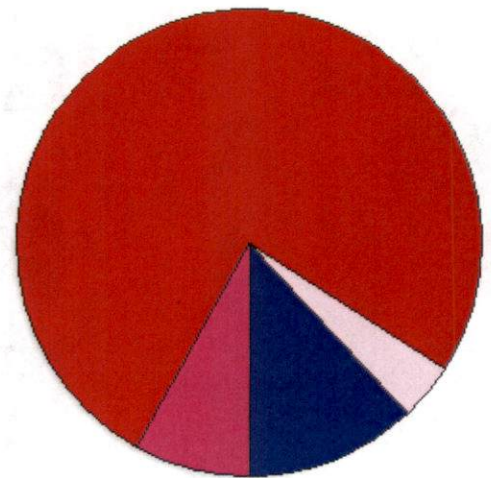
Personal	Count	Value
Agricultural	0	0
Commercial	0	0
Mobile Home	0	0
<b>Total Personal</b>	<b>0</b>	<b>0</b>
<b>Total Exempt</b>	<b>0</b>	<b>0</b>
<b>TIF Increment Value</b>		
<b>Net Assessed</b>		<b>0</b>
<b>Net Assessed Under Protest</b>		
<b>Public Service</b>	<b>Count</b>	<b>Value</b>
Total PS Value	0	0
<b>TIF Increment Value</b>		
<b>Net Assessed</b>		<b>0</b>



District Totals	
Total Gross Value	5,686
Homestead Loss	0
Other Exemption Loss	0
<b>TIF Increment Value</b>	
<b>Retained TIF Value</b>	
<b>Net Assessed Value</b>	<b>5,686</b>
<b>Net Assessed Under Protest</b>	

\* Public Service Protests Values are not included on this report.

Real	Count	Value
Agricultural	141	172,771
Commercial	0	0
Residential	33	58,799
<b>Total Real Value</b>	<b>174</b>	<b>231,570</b>
Homestead	9	9,192
Veteran	0	0
Other	0	0
<b>Total Exempt</b>	<b>10</b>	<b>9,192</b>
<b>TIF Increment Value</b>		
<b>Net Assessed</b>		<b>222,378</b>
<b>Net Assessed Under Protest</b>		
Senior Freeze	2	108
Capped Parcels	34	55,512



Personal	Count	Value
Agricultural	2	1,706
Commercial	6	1,042,374
Mobile Home	1	9,177
<b>Total Personal</b>	<b>9</b>	<b>1,053,257</b>
<b>Total Exempt</b>	<b>0</b>	<b>0</b>
<b>TIF Increment Value</b>		
<b>Net Assessed</b>		<b>1,053,257</b>
<b>Net Assessed Under Protest</b>		
<b>Public Service</b>	<b>Count</b>	<b>Value</b>
Total PS Value	5	100,337
<b>TIF Increment Value</b>		
<b>Net Assessed</b>		<b>100,337</b>

District Totals	Count	Value
Total Gross Value		1,385,164
Homestead Loss		9,192
Other Exemption Loss		0
<b>TIF Increment Value</b>		
<b>Retained TIF Value</b>		
<b>Net Assessed Value</b>		<b>1,375,972</b>

Net Assessed Under Protest

\* Public Service Protests Values are not included on this report.

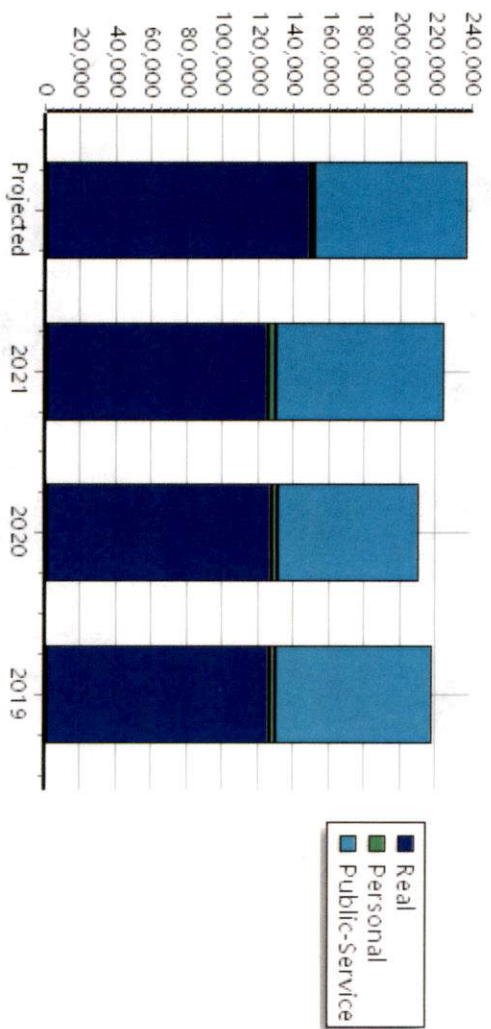
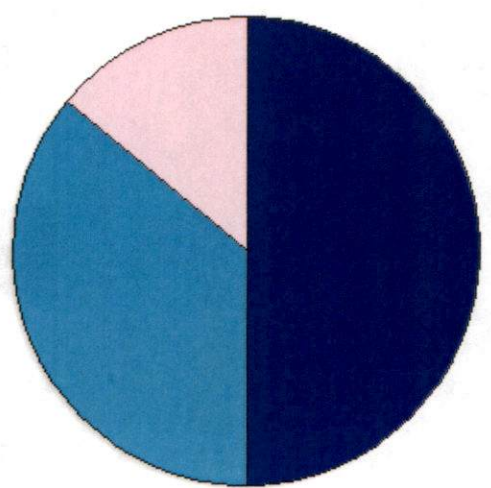


Real	Count	Value
Agricultural	34	123,117
Commercial	0	0
Residential	14	32,863
<b>Total Real Value</b>	<b>48</b>	<b>155,980</b>
Homestead	6	6,000
Veteran	1	2,106
Other	0	0
<b>Total Exempt</b>	<b>7</b>	<b>8,106</b>
<b>TIF Increment Value</b>		
<b>Net Assessed</b>		<b>147,874</b>
<b>Net Assessed Under Protest</b>		
Senior Freeze	0	0
Capped Parcels	9	16,848

Personal	Count	Value
Agricultural	1	2,164
Commercial	1	256
Mobile Home	0	0
<b>Total Personal</b>	<b>2</b>	<b>2,420</b>
<b>Total Exempt</b>	<b>0</b>	<b>0</b>
<b>TIF Increment Value</b>		
<b>Net Assessed</b>		<b>2,420</b>
<b>Net Assessed Under Protest</b>		
<b>Public Service</b>	<b>Count</b>	<b>Value</b>
Total PS Value	4	86,732
<b>TIF Increment Value</b>		
<b>Net Assessed</b>		<b>86,732</b>

District Totals	
Total Gross Value	245,132
Homestead Loss	6,000
Other Exemption Loss	2,106
<b>TIF Increment Value</b>	
<b>Retained TIF Value</b>	
<b>Net Assessed Value</b>	<b>237,026</b>

**Net Assessed Under Protest**  
 \* Public Service Protests Values are not included on this report.



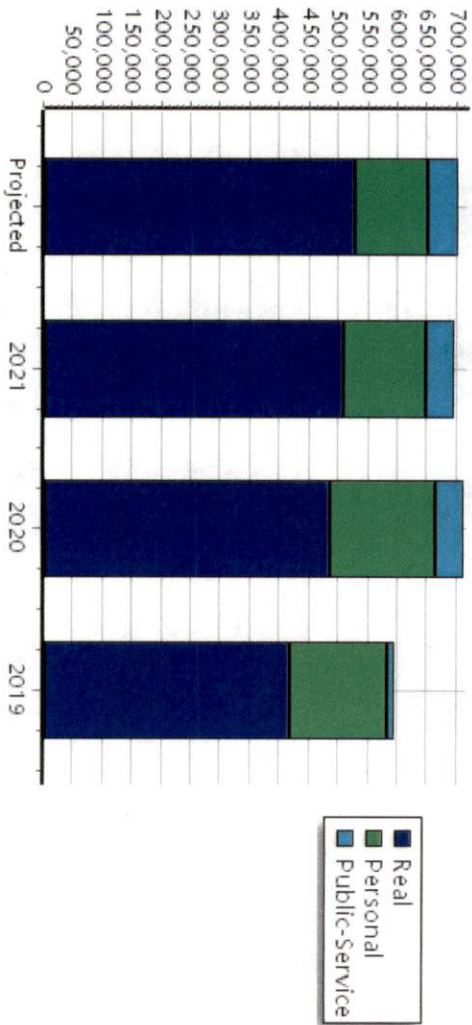
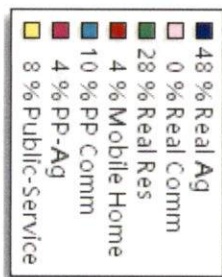
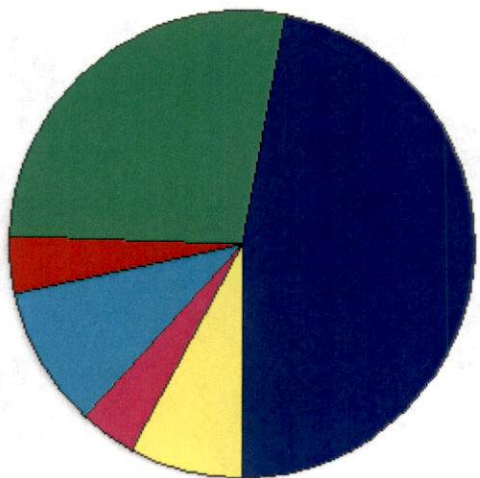
Real	Count	Value
Agricultural	143	349,277
Commercial	1	4,777
Residential	54	205,737
<b>Total Real Value</b>	<b>198</b>	<b>559,791</b>
Homestead	29	30,855
Veteran	1	4,735
Other	0	0
<b>Total Exempt</b>	<b>32</b>	<b>35,590</b>
<b>TIF Increment Value</b>		
<b>Net Assessed</b>		<b>524,201</b>
<b>Net Assessed Under Protest</b>		
Senior Freeze	4	6,306
Capped Parcels	78	238,005

Personal	Count	Value
Agricultural	22	30,214
Commercial	4	70,039
Mobile Home	7	24,563
<b>Total Personal</b>	<b>33</b>	<b>124,816</b>
<b>Total Exempt</b>	<b>0</b>	<b>0</b>
<b>TIF Increment Value</b>		
<b>Net Assessed</b>		<b>124,816</b>
<b>Net Assessed Under Protest</b>		
<b>Public Service</b>		
<b>Total PS Value</b>	<b>7</b>	<b>53,189</b>
<b>TIF Increment Value</b>		
<b>Net Assessed</b>		<b>53,189</b>

District Totals	Count	Value
Total Gross Value		737,796
Homestead Loss		30,855
Other Exemption Loss		4,735
<b>TIF Increment Value</b>		
<b>Retained TIF Value</b>		
<b>Net Assessed Value</b>		<b>702,206</b>

**Net Assessed Under Protest**

\* Public Service Protests Values are not included on this report.

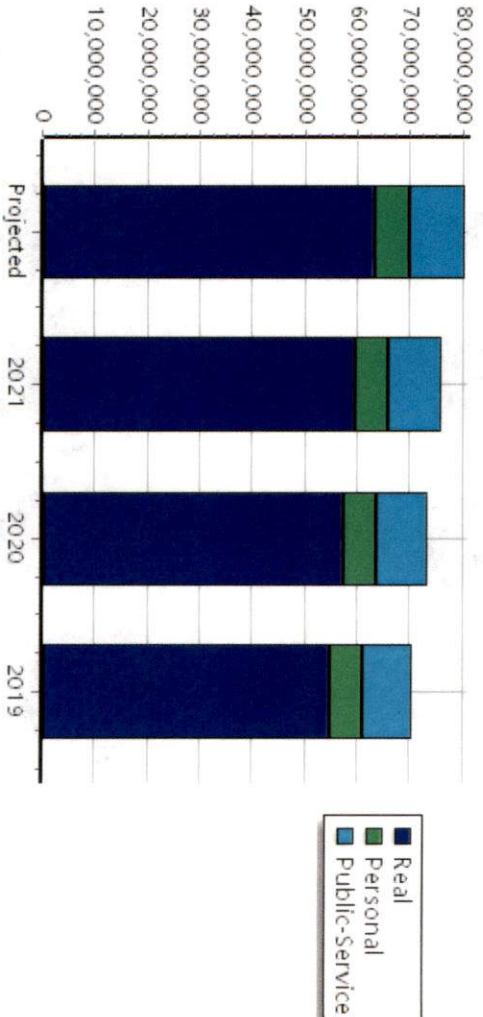
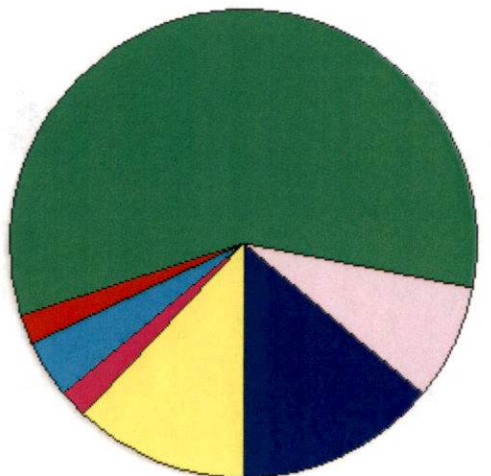


Real	Count	Value
Agricultural	2,332	11,038,429
Commercial	313	7,493,342
Residential	10,888	49,086,735
<b>Total Real Value</b>	<b>13,533</b>	<b>67,618,506</b>
Homestead	2,401	2,624,344
Veteran	177	2,042,185
Other	0	0
<b>Total Exempt</b>	<b>2,824</b>	<b>4,666,529</b>
<b>TIF Increment Value</b>		
<b>Net Assessed</b>		<b>62,951,977</b>
<b>Net Assessed Under Protest</b>		
Senior Freeze	551	1,814,454
Capped Parcels	5,948	15,221,910

Personal	Count	Value
Agricultural	1,262	2,178,350
Commercial	380	3,540,272
Mobile Home	425	923,573
<b>Total Personal</b>	<b>2,067</b>	<b>6,642,195</b>
<b>Total Exempt</b>	<b>4</b>	<b>7,556</b>
<b>TIF Increment Value</b>		
<b>Net Assessed</b>		<b>6,634,639</b>
<b>Net Assessed Under Protest</b>		
<b>Public Service</b>	<b>Count</b>	<b>Value</b>
Total PS Value	54	10,521,248
<b>TIF Increment Value</b>		
<b>Net Assessed</b>		<b>10,521,248</b>

District Totals	
Total Gross Value	84,781,949
Homestead Loss	2,624,344
Other Exemption Loss	2,049,741
<b>TIF Increment Value</b>	
<b>Retained TIF Value</b>	
<b>Net Assessed Value</b>	<b>80,107,864</b>
<b>Net Assessed Under Protest</b>	

\* Public Service Protests Values are not included on this report



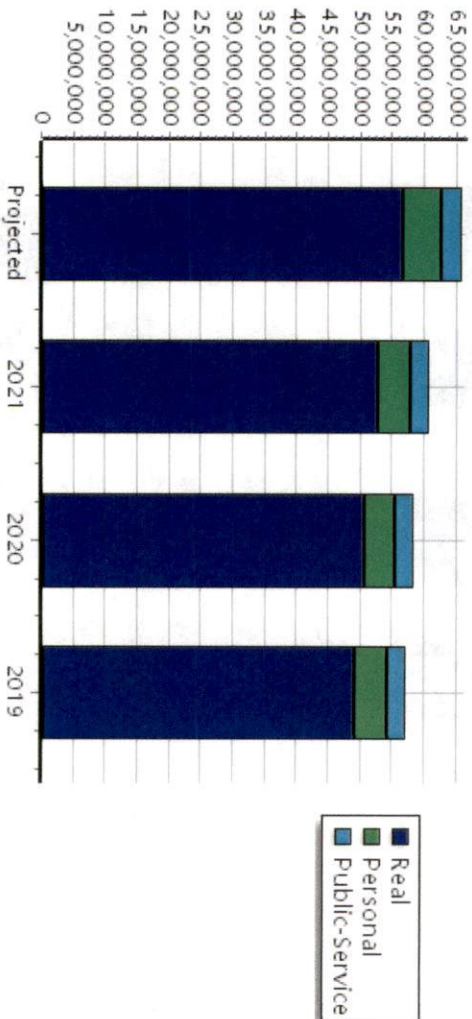

Real	Count	Value
Agricultural	1,336	5,345,386
Commercial	412	8,297,068
Residential	9,515	46,589,199
<b>Total Real Value</b>	<b>11,263</b>	<b>60,231,653</b>
Homestead	1,762	1,912,960
Veteran	154	1,862,429
Other	0	0
<b>Total Exempt</b>	<b>2,092</b>	<b>3,775,389</b>
<b>TIF Increment Value</b>		
<b>Net Assessed</b>		<b>56,456,264</b>
<b>Net Assessed Under Protest</b>		
Senior Freeze	414	1,447,630
Capped Parcels	4,413	13,907,187

Personal	Count	Value
Agricultural	913	1,619,171
Commercial	368	3,957,822
Mobile Home	240	472,947
<b>Total Personal</b>	<b>1,521</b>	<b>6,049,940</b>
<b>Total Exempt</b>	<b>5</b>	<b>5,790</b>
<b>TIF Increment Value</b>		
<b>Net Assessed</b>		<b>6,044,150</b>
<b>Net Assessed Under Protest</b>		
<b>Public Service</b>	<b>Count</b>	<b>Value</b>
Total PS Value	39	3,182,006
<b>TIF Increment Value</b>		
<b>Net Assessed</b>		<b>3,182,006</b>

District Totals	Value
Total Gross Value	69,463,599
Homestead Loss	1,912,960
Other Exemption Loss	1,868,219
<b>TIF Increment Value</b>	
<b>Retained TIF Value</b>	
<b>Net Assessed Value</b>	<b>65,682,420</b>

**Net Assessed Under Protest**

\* Public Service Protests Values are not included on this report.



Real	Count	Value
Agricultural	783	1,598,494
Commercial	14	5,373
Residential	663	486,258
<b>Total Real Value</b>	<b>1,460</b>	<b>2,090,125</b>
Homestead	105	112,935
Veteran	7	39,001
Other	0	0
<b>Total Exempt</b>	<b>122</b>	<b>151,936</b>
<b>TIF Increment Value</b>		
<b>Net Assessed</b>		<b>1,938,189</b>
<b>Net Assessed Under Protest</b>		
Senior Freeze	21	25,974
Capped Parcels	379	422,627

Personal	Count	Value
Agricultural	62	74,635
Commercial	38	3,278,217
Mobile Home	22	56,876
<b>Total Personal</b>	<b>122</b>	<b>3,409,728</b>
<b>Total Exempt</b>	<b>0</b>	<b>0</b>
<b>TIF Increment Value</b>		
<b>Net Assessed</b>		<b>3,409,728</b>
<b>Net Assessed Under Protest</b>		
<b>Public Service</b>	<b>Count</b>	<b>Value</b>
Total PS Value	18	1,808,224
<b>TIF Increment Value</b>		
<b>Net Assessed</b>		<b>1,808,224</b>

District Totals	
Total Gross Value	7,308,077
Homestead Loss	112,935
Other Exemption Loss	39,001
<b>TIF Increment Value</b>	
<b>Retained TIF Value</b>	
<b>Net Assessed Value</b>	<b>7,156,141</b>

Net Assessed Under Protest

\* Public Service Protests Values are not included on this report.

